





























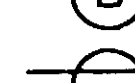


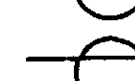



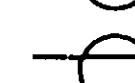









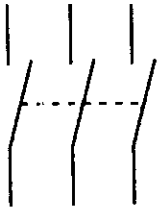
ELECTRICAL SYMBOLS

<u>WALL</u>	<u>CEILING</u>		<u>SWITCH OUTLETS</u>	
		OUTLET		SINGLE POLE SWITCH
		DROP CORD		DOUBLE POLE SWITCH
		FAN OUTLET		THREE WAY SWITCH
		JUNCTION BOX		FOUR WAY SWITCH
		LAMP HOLDER		AUTOMATIC DOOR SWITCH
		LAMP HOLDER WITH PULL SWITCH		ELECTROLIER SWITCH
		PULL SWITCH		SWITCH AND PILOT LAMP
		VAPOR DISCHARGE SWITCH		KEY OPERATED SWITCH
		EXIT OUTLET		CIRCUIT BREAKER
		CLOCK OUTLET		WEATHER PROOF CIRCUIT BREAKER
		BLANKED OUTLET		MOMENTARY CONTACT SWITCH
		DUPLEX CONVENIENCE OUTLET		REMOTE CONTROL SWITCH
		SINGLE, TRIPLEX, ETC.		WEATHER PROOF SWITCH
		RANGE OUTLET		FUSED SWITCH
		SWITCH AND CONVENIENCE OUTLET		WEATHER PROOF FUSED SWITCH
		SPECIAL PURPOSE OUTLET		LIGHTING PANEL
		FLOOR OUTLET		POWER PANEL

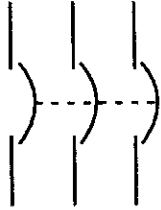
ELECTRICAL SYMBOLS

SWITCHES

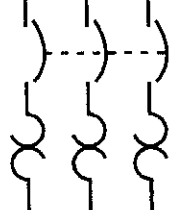
Disconnect



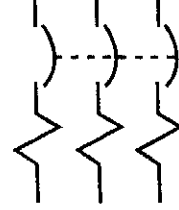
Circuit Interrupter



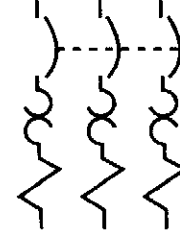
Circuit Breaker W/Thermal O.L.



Circuit Breaker W/Magnetic O.L.

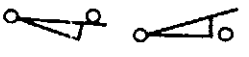



Circuit Breaker W/Thermal & Magnetic O.L.



LIMIT SWITCHES

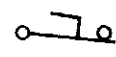
N.O. N.C.



Held Closed Held Open

FOOT SWITCHES

N.O.



N.C.

PRESSURE & VACUUM SW.

N.O.



N.C.

LIQUID LEVEL SWITCH

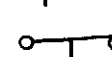
N.O.



N.C.

TEMP. ACT. SWITCH

N.O.



N.C.

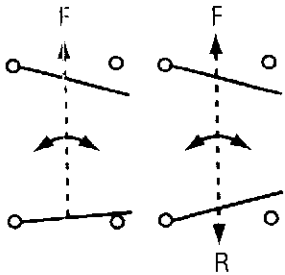
FLOW SWITCH

N.O.

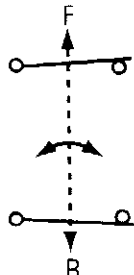


N.C.

SPEED (PLUGGING)

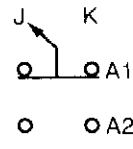


ANTI-PLUG



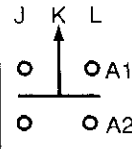
SELECTORS

2 POSITION*



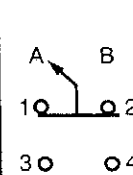
	J	K
A1	•	
A2		•

3 POSITION*



	J	K	L
A1	•		
A2			•

2 POSITION SELECT PUSH BUTTON*



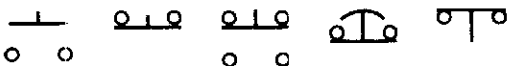
	Selector Position			
	A		B	
Contacts	Button is:		Button is:	
	Free	Depressed	Free	Depressed
1-2	•			
3-4		•	•	•

* • = CONTACT CLOSED

PUSH BUTTONS

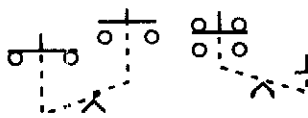
MOMENTARY CONTACT

SINGLE DOUBLE MUSHROOM WOBBLE
N.O. N.C. N.O. & N.C. HEAD STICK

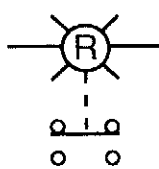


MAINTAINED CONTACT

TWO SINGLE CKT ONE DOUBLE CKT



ILLUMINATED



PILOT LIGHTS

INDICATE COLOR BY LETTER

NON-PUSH-TO-TEST PUSH-TO-TEST



COILS

SHUNT

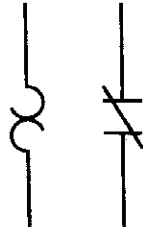


SERIES

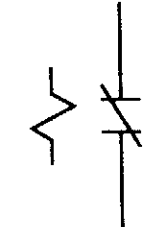


OVERLOAD RELAYS

THERMAL

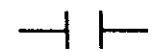


MAGNETIC



CONTACTS

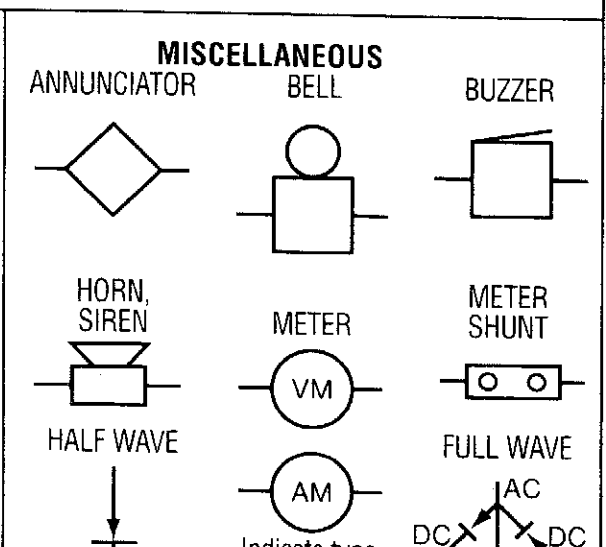
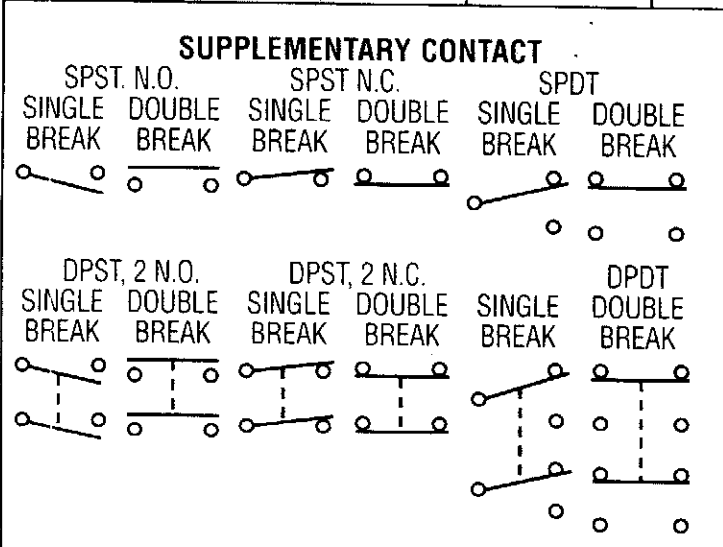
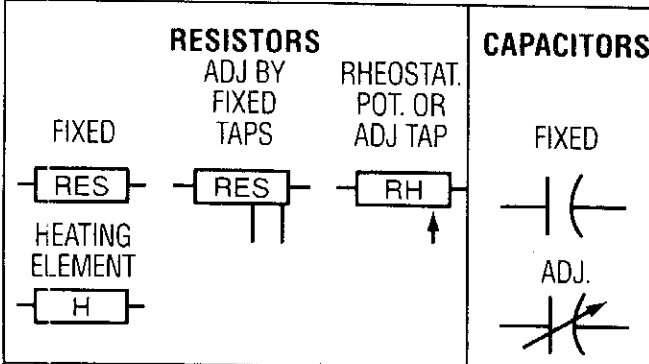
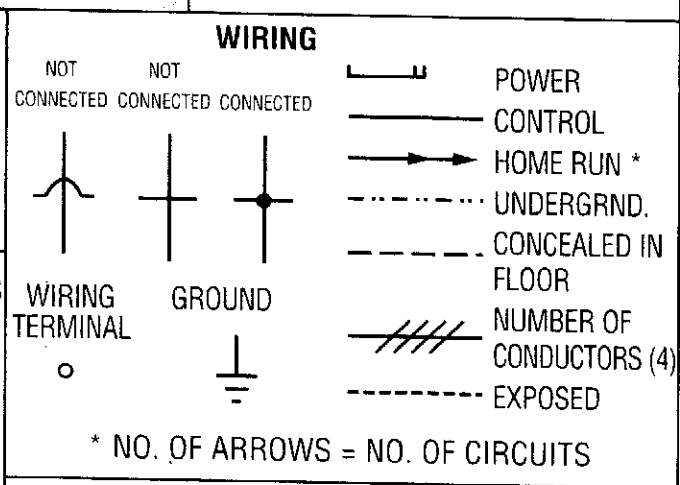
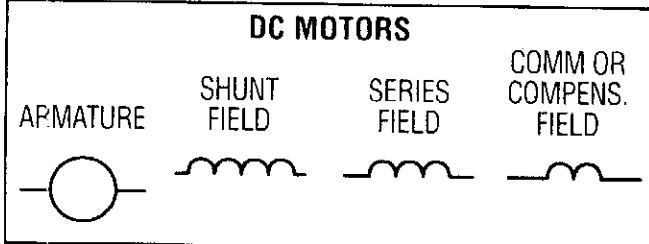
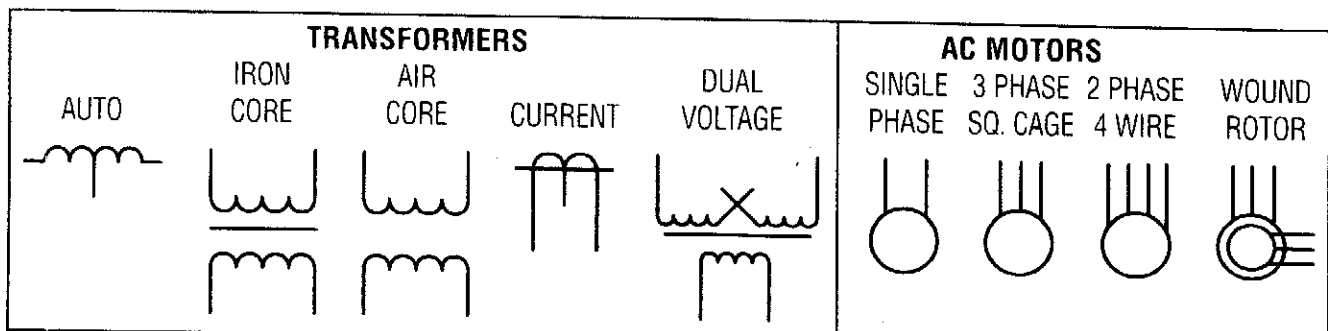
N.O.



N.C.



ELECTRICAL SYMBOLS



TERMS	
SPST - SINGLE POLE SINGLE THROW	DPDT - DOUBLE POLE DOUBLE THROW
SPDT - SINGLE POLE DOUBLE THROW	N.O. - NORMALLY OPEN
DPST - DOUBLE POLE SINGLE THROW	N.C. - NORMALLY CLOSED

